

Addition with Regrouping

FOR TEACHERS

Content: Addition of 2-digit numbers involving regrouping.

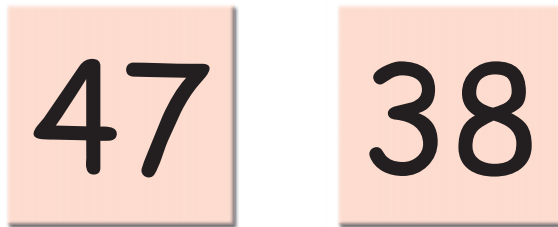
Materials required: Tens strips, ones slips, square ruled sheets and sketch pens/ crayons.

Learning outcome: Children understand addition of tens and ones by regrouping ten ones into one ten.

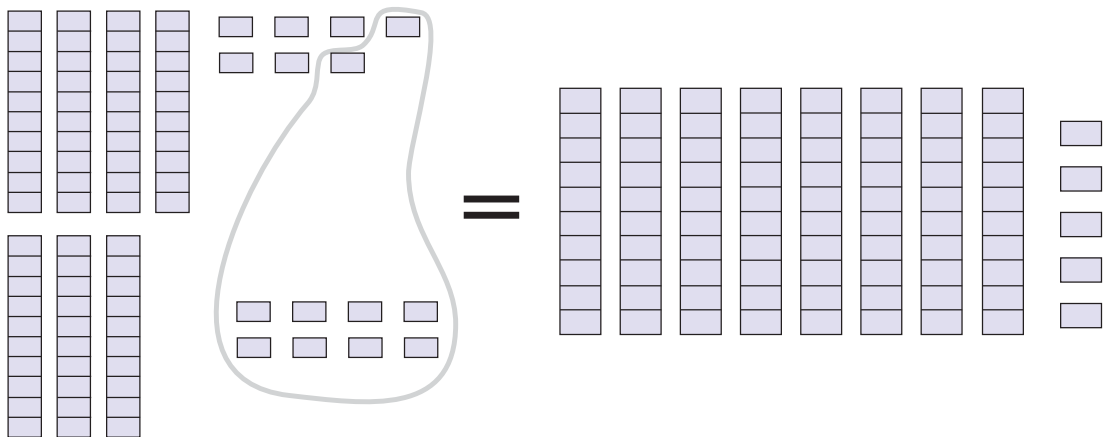
ACTIVITY

A. Do the activity with tens strips and ones slips.

- Look at the two numeral cards.



- Take as many tens strips and ones slips to show the numbers above.
- Add the ones slips— 7 slips and 8 slips. You will get 15 slips.
- Out of these 15 slips put together 10 slips and make 1 strip. There are 5 slips remaining.



- You have now regrouped 15 slips as 1 tens strip and 5 ones slips.
- Add 4 tens, 3 tens and 1 ten.
- Record the sum in tens and ones.
- The addition fact can be written as: $47 + 38 = 85$

$$\begin{array}{r}
 \text{T O} \\
 1 \\
 47 \\
 + 38 \\
 \hline
 85
 \end{array}$$

B. Look at the pairs of numeral cards. Do the addition activity using tens strips and ones slips.

- Write the addition fact.


1. $73 + 19$ 2. $68 + 25$

3. $54 + 16$

4. $39 + 37$ 5. $43 + 28$

For teachers:

- You can ask the students to do the above activity using square ruled sheets also.
- Give the children more numbers (sum of whose units exceed 9 but tens does not) for addition by regrouping.



C. Do this picture activity.

- Look at this road in a zoo.
- The two boards tell us that there are 29 deers and 46 peacocks in the forest.
- Using tens strips and ones slips, find out the total number of animals (deer and peacock) in the forest.

For teachers: Make sure the children understand the instructions properly before they start doing the activity.