

Percentage

FOR TEACHERS

Content: Percentages

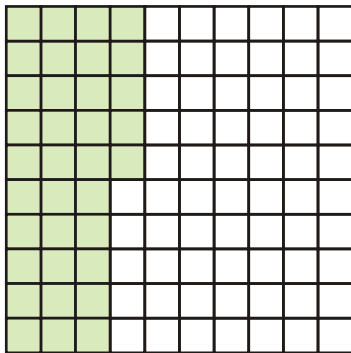
Materials required: A 10 × 10 square ruled sheet, a 4 × 5 square ruled sheet and colour pencils

Learning outcome: Children understand the meaning of the term 'per cent'.

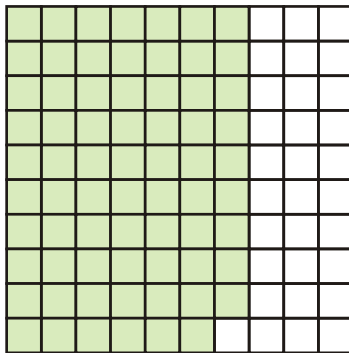
ACTIVITY

A. Look at the 10 × 10 square ruled sheets shown below.

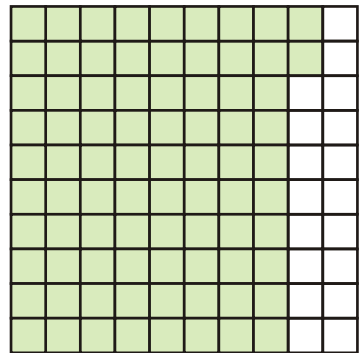
1.



2.



3.



Total number of small squares in each sheet = 100

- How many out of 100 are shaded in each sheet?

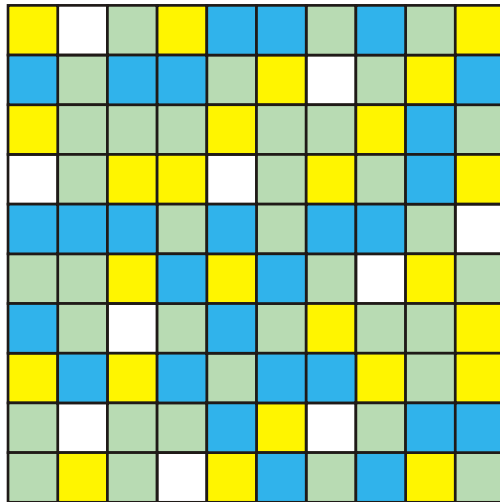
(i) _____ (ii) _____ (iii) _____

'Per cent' means 'out of 100'.

- What per cent of the sheets are shaded?

(i) ____ per cent (ii) ____ per cent (iii) ____ per cent

B. Now look at the figure given below.



- What per cent is yellow?
- What per cent is blue?
- What per cent is green?
- What per cent is not shaded?

C. Now take some similar square ruled sheets and shade:

1. 30 per cent
2. 66 per cent
3. 53 per cent
4. 76 per cent
5. 99 per cent